

Sponsor

Study number ST-ET-2024-00064

Flying Baby Sdn Bhd
C-5-18, Centum @ Oasis Corporate Park, No 2, Jalan PJU
1A/2, Ara Damansara, 47301 Petaling Jaya, Selangor
Malaysia

Testing centre

Dermatest GmbH
Nevinghoff 30
D-48147 Münster, Germany

Münster, 24.09.2024

Specialist, dermatological expert report on an epicutaneous test for
the examination of primary irritation via a single occlusive application

Top sheet (Milk Baby Diapers for Sensitive Skin)

Test subjects: 30 subjects
Skin type: Sensitive skin
Test concentration: Undiluted
Test period: 17.09. – 20.09.2024
Version number: V 01

Table of contents

1	General information	3
1.1	Synopsis	4
1.2	Time schedule	5
2	Introduction	5
3	Study objective and study parameters	6
4	Selection of subjects	6
4.1	Information of the subjects	6
4.2	Inclusion criteria	6
4.3	Exclusion criteria	7
4.4	Exclusion of subjects from the study	7
4.5	Disruption / termination of the study	7
4.6	List of subjects	8
5	Benefit-risk assessment and precautions	9
6	Implementation	9
6.1	Method and execution	9
6.1.1.	Risk assessment	9
6.1.2.	Test	9
6.2	Test interpretation	10
	Table 1: Evaluation of epicutaneous test reactions according to EN ISO 10993-23:2021	10
	Table 2: Differentiation of the reaction type according to Löffler et al., 2005	11
7	Results	12
	Evaluations of the test and control area	12
8	Assessment of the study results	13
9	Addendum	14
9.1	Quality control, quality assurance and data protection	14
9.2	Literature	14

1 General information

Title

Specialist, dermatological expert report on an epicutaneous test for the examination of primary irritation via a single occlusive application

Testing centre

Dermatest GmbH
Nevinghoff 30
D-48147 Münster, Germany

Specialists in Dermatology

Dr. med. Werner Voss
*Medical Specialist in Dermatology,
Venereology, Allergology,
Phlebology and Environmental Medicine*

Study Management Epicutaneous Testing

Dr. rer. nat. Katja Adames

Dr. rer. nat. Imke Göllner

1.1 Synopsis

Study title	Specialist, dermatological expert report on an epicutaneous test for the examination of primary irritation via a single occlusive application
Test product	Top sheet (Milk Baby Diapers for Sensitive Skin)
Product type	Product
Study design	Monocentric, occlusive
Duration of application	24 hours
Dilution	Undiluted
Testing centre	Dermatest GmbH Nevinghoff 30 D-48147 Münster Germany
Expert report version and date	V 01, 24.09.2024
Study objective	Testing of skin tolerability Skin condition is assessed before, as well as 24 h, 48 h and 72 h after application.
Number of subjects	30
Inclusion criteria	<ul style="list-style-type: none"> – 18 years and above – healthy skin – sensitive skin type – written informed consent of the subjects is available
Exclusion criteria	<ul style="list-style-type: none"> – severe or acute inflammatory skin reactions – severe internal or acute diseases (incl. neoplastic disease) – short term and acute intake of drugs that may affect the skin reaction (glucocorticoids, antiallergenics, immunomodulators, etc.) – application of prescription preparations and prescription care products in the test area 7-10 days before the beginning of the study (incl. anti-acne preparations) – severe allergies or previously occurring strong side effects via cosmetic preparation – intensive sunbathing or visits to solarium during the testing – pregnancy and nursing

1.2 Time schedule

Time	0 h	24 h	48 h	72 h
Risk assessment	✓			
Declaration of consent	✓			
Demographic data	✓			
Anamnesis	✓			
Dermatological examination	✓	✓	✓	✓
Patch application	✓			
Patch removal		✓		
Compliance with inclusion and exclusion criteria	✓	✓	✓	✓

2 Introduction

The human skin is the largest and functionally most versatile human organ. It delimits the organism against the outside world, protecting against dehydration and environmental influences. The skin consists of three layers: Epidermis (upper skin layer), dermis (true skin) and subcutis (hypoderm). The epidermis, in turn, is composed of five layers and consists of 90 % keratinocytes (horny cells). From outside to inside, the super-imposed layers are: Stratum corneum, Stratum lucidum, Stratum granulosum, Stratum spinosum and Stratum basale.

These days a lot of products, in particular cosmetics, consumer goods and medical devices, are in contact with the skin daily and often over long periods. Good tolerability is a prerequisite for application of these products. Since alternative test methods such as animal testing are prohibited and results of cell culture experiments can be applied to humans only in limited extent, tests under medical supervision are currently required from an ethical and scientific point of view. For analysis of the skin tolerability of products an epicutaneous test can be carried out.

The founder of the epicutaneous test is the German physician, Joseph Jadassohn. He developed this method as a non-invasive diagnostic tool for allergic contact dermatitis with low risk to the patients. The presentation of this technique, under the name "Functional Skin Examination", at the Congress of the German Society of Dermatology in 1895 is considered as the birth of the epicutaneous test. Already the first mentioned protocols recommended a 24-hour occlusive application on intact skin with measurements at least 48 hours after application.

Today, the epicutaneous test is an established procedure with internationally defined rules and guidelines that are constantly reviewed and updated.

In addition, expert groups, such as the International Contact Dermatitis Research Group (ICDRG), the German Dermatological Society (DDG), the German Society of Allergology and Clinical Immunology (DGAKI) and the European Cosmetic and Perfumery Association (Colipa) developed guidelines and recommendations for implementation. Furthermore, the DIN EN ISO 10993-23:2021 describes in section 8 and Annex E an irritation test for medical devices on the human skin.

The epicutaneous test can be used not only to detect existing allergies, but also to analyze the potential for irritation. Thus, it is now routinely used in the industry to evaluate the skin tolerability of topical formulations and to supplement the product safety dossier of cosmetics and articles of daily use.

In the standard version, the tested substance is applied to the subject's skin for 24 hours using a film-patch test. The special patch specifically ensures an occlusive test environment that facilitates the penetration of the potential topical irritant (of the test substance) through the stratum corneum to the viable effector cells. These may trigger an immunological response mechanism, which typically

leads to local erythema of the skin. Such an erythema in response to a substance applied in the epicutaneous test is then dermatologically evaluated.

Reactions to one-time applications can occur as a result of pre-existing allergies to any of the ingredients or due to irritant properties of the product. The primary goal of this testing is to examine products for skin tolerability and thereby rule out an irritative potential. The reaction type (irritative or allergic) can be differentiated according to both morphology and the course of the reaction. Therefore, dermatological examinations are conducted at three different time points. The dermatological diagnosis is then used to determine or rule out a primary irritation potential of a test substance.

3 Study objective and study parameters

The aim of this epicutaneous testing was to test the product for skin tolerability. The assessment of skin tolerability was carried out via dermatological examinations. An open, uncontrolled, monocentric test took place over a period of 24 hours with subsequent observation (up to 72 hours).

4 Selection of subjects

The test was carried out with 30 male and female subjects, aged 18 and above. All subjects recruited had a sensitive skin type. The recruitment of the subjects occurred in the preparation phase of the studies, on the one hand from an existing subject panel and on the other hand via flyers, social media and newspaper advertisements.

Before inclusion the dermatological integument of all subjects was investigated regarding health and integrity. In case of necessary medical treatment, the subjects were excluded. The conditions of the study were explained to all subjects as well as the rights and duties of the subjects in the context of the study by the attending study nurse or the attending dermatologist. Subjects were included into the study only if they did not exhibit any pathological changes of the skin in the application area, signed the consent statement of their own free will and complied with all other inclusion and exclusion criteria. During the study all subjects could consult the attending study nurse or the attending dermatologist in case of any objective and subjective skin changes.

4.1 Information of the subjects

Prior to the study a pre-treatment consultation took place, in which the design and the conditions of the study as well as the rights and duties of the subjects in the context of the study were explained to the subjects by the attending study nurse or the attending dermatologist. Participation in the study was voluntary. All subjects could discontinue the study at any time and without giving any reason as well as without any negative consequences for the subjects.

4.2 Inclusion criteria

- 18 years and above
- healthy skin
- sensitive skin type
- written informed consent of the subjects is available

The subjects had to be able to communicate with the attending study nurse or the attending dermatologist and to understand and follow the requirements of this clinic-dermatological application study.

4.3 Exclusion criteria

- severe or acute inflammatory skin reactions
- severe internal or acute diseases (incl. neoplastic disease)
- short term and acute intake of drugs that may affect the skin reaction (glucocorticoids, antiallergenics, immunomodulators, etc.)
- application of prescription preparations and prescription care products in the test area 7-10 days before the beginning of the study (incl. anti-acne preparations)
- severe allergies or previously occurring strong side effects via cosmetic preparation
- intensive sunbathing or visits to solarium during the testing
- pregnancy and nursing

4.4 Exclusion of subjects from the study

The investigator could exclude a subject from the clinical examination, if one of the following conditions occurred:

- Revocation of the consent
- Occurrence of an undesirable event
- Deterioration of the clinical condition

If premature withdrawal of a subject occurred, it was documented completely. Supervision of all subjects continued for a reasonable time in order to control their clinical condition and the occurrence of adverse events as well as to document them.

4.5 Disruption / termination of the study

A subject could remove the patch and stop the testing at any time. Similarly, the attendant dermatologist or study manager could stop the testing, if they believed that the subject's clinical status required such measures. Any exclusions had to be fully documented. It was the responsibility of the persons entrusted with the study management to assess the point, at which the clinical conditions for termination were met. Unilateral withdrawal of consent or refusal to continue the study by the subject would have led to an immediate termination of the study for the subject in question.

4.6 List of subjects

Subject No.	Gender [f / m]	Age
1	f	68
2	f	67
3	f	61
4	f	50
5	f	37
6	f	21
7	f	51
8	f	29
9	f	58
10	m	50
11	f	65
12	f	75
13	m	75
14	f	43
15	f	57
16	f	28
17	f	30
18	m	34
19	f	30
20	f	61
21	m	63
22	m	58
23	f	66
24	f	55
25	m	41
26	f	40
27	f	67
28	f	23
29	f	57
30	f	65

5 Benefit-risk assessment and precautions

In studies involving human subjects, it is important to consider the specific potential risks to the subjects before starting a study. Therefore, for each product a risk assessment is conducted prior to the testing. This risk assessment comprises an evaluation of all ingredients of the product to be tested with regard to microbial quality and to allergenic or irritative potential depending on the study method. Products containing ingredients with known cancerogenic, mutagenic and/or reprotoxic potential, or in cases, where such potential has been discussed in serious scientific forums, are not authorized for testing by Dermatest GmbH.

According to product category, the requirements of the following legislative texts must be adhered to.

- Cosmetic products must comply with the requirements of the European Cosmetics Regulation (EC) No 1223/2009.
- Detergents and cleaning agents must comply with the requirements of the German Detergents and Cleaning Agents Act (WMRG), which refers to the European Detergents Regulation (EC) No 648/2004.
- Consumer goods as defined by the German Food and Feed Code (Lebensmittel- und Futtermittelgesetzbuch, LFGB) must not be capable of harming the health of consumers if used as intended.
- Medical devices, as distinct from cosmetic products, must comply in their material composition with the requirements of Regulation (EU) 2017/745 on Medical Devices.
- Food supplements must comply with the requirements of the Food Supplements Regulation (NemV), which implements the requirements of the European Directive 2002/46/EC.
- Biocides, if testing on humans is justifiable, must comply with the specifications of the European Biocide Regulation (EU) No 528/2012.

Most tested products are cosmetic products that comply with the requirements of the European Cosmetic Regulation, as well as Consumer Goods or Medical Devices, where only a minimal risk of causing reasonable skin alterations exists.

6 Implementation

6.1 Method and execution

6.1.1. Risk assessment

Before the final testing on humans, the product undergoes a thorough examination of the ingredients as part of the internal risk analysis. It is a mandatory for testing that no prohibited ingredients as defined in cosmetics Regulation (EC) No 1223/2009 are not contained in the product as well as substances with a known increased allergenic or sensitizing or irritating potential when applied to the skin: No allergenic fragrances as listed in Annex III of Regulation (EC) 1223/2009, no p-Phenylenediamine and its salts, no azo dyes, no lanolin, no lanolin alcohol, no propolis cera (propolis wax), no colophonium, no rosin, no chamomilla ingredients, no sodium lauryl sulphate, no cetyl alcohol, no cetearyl alcohol, no formaldehyde (and formaldehyde releasers), no parabens, no isothiazolinones, no methyldibromoglutaronitrile and no benzophenone-3 shall be added in the test product.

6.1.2. Test

The studies were executed in accordance with the guidelines of the DDG and DGAKI, the recommendations of the expert group Colipa as well as the ISO 10993-23:2021 (section 8 and Annex E) and based on the extensive specialist knowledge of Dermatest GmbH. Systematic studies on the methodology, particularly in relation to the analysis of the irritative potential of products (e.g., suitable

test concentrations), are scarce. Published studies and all guidelines relate almost exclusively to the analysis of allergies. Analysis of the irritative potential of products often required testing at various concentrations, while buffer systems (among others) could not be used. Potential dilution media or so-called vehicles included Ethanol (70%, p.a.), petroleum jelly (Phr.Eur.), distilled water or olive oil (virgin). Optimal test conditions and in particular the concentrations at which the test substance was applied to the skin were calculated individually according to information regarding the intended use and the product composition. Exposure conditions (e.g., contact duration, concentration or possible occlusion) were typically intensified. Dermatological examinations were conducted according to the time schedule mentioned above.

Testing was carried out in air-conditioned, well-lit rooms. A suitable skin area, usually the back, served as a test area. This had to be untreated and free of acute or chronic skin alterations. Pre-existing, benign nevi in sporadic density, were acceptable within the test area. Test areas with significant hair growth had to be shaved two days prior to testing. The test patches (allergEAZE®clear Skin Patch Test Chambers (film)) were prepared shortly before application. 20 mg or 8-mm-diameter round punches of solid samples and 20 µl of liquid samples at the appropriate concentrations were applied. From solids of varying colours such as tattoos, bath or painting mats etc. representative test materials of as many colour variants as possible are punched. If necessary, test products in powder form were mixed with Vaseline. In general, the test products were prepared based on the instructions of use, however, in an intensified form.

The products were left occlusively on the test area for 24 hours. The first reading of potential reactions occurred 30-60 minutes after removal of the patch. Further assessments were made 48 and 72 hours after patch application.

For each test, a negative control (distilled water for undiluted tests or the respective dilution medium) was applied. This ensured that possible reactions were specific responses to the tested product and could be distinguished from non-product-specific irritations.

6.2 Test interpretation

The diagnostics of skin reactions is hindered by the complex, partly inter-individual different metabolism, diverse cofactors and individual immunological processes (Biovariability). A reliable evaluation is enabled via skilled, experienced specialists.

Table 1: Evaluation of epicutaneous test reactions according to EN ISO 10993-23:2021

Human skin irritation test, grading scale

Description of response	Grading
No reaction	0
Weakly positive reaction (usually characterized by mild erythema and / or dryness across most of the treatment site)	1
Moderately positive reaction (usually distinct erythema or dryness, possibly spreading beyond the treatment site)	2
strongly positive reaction (strong and often spreading erythema with oedema and / or eschar formation)	3

In principle, two types of reactions can be distinguished: irritative / toxic and allergic. The course and the severity of the reaction give insight about the type of the reaction.

Table 2: Differentiation of the reaction type according to Löffler et al., 2005

Reaction type		Course of the reaction	Interpretation
positive reaction	Crescendo reaction	augmenting	allergic
	Plateau reaction	unchanging	allergic
	Decrescendo reaction	weakening	irritative
	Latrogenic late reaction	delayed (after 10-14 days)	sensitization
false-positive reactions	Cross-reactions	augmenting or unchanging	reactions to chemically similar substances
	Angry back / Excited Skin Syndrome	weakening	Hyper-irritability of the skin / Status eczematicus
false-negative reactions	–	no reaction	none

Both allergic and irritative reactions can manifest themselves in erythema with a mild infiltrate up to oedema and / or eschar formation. In order to be able to assess the course of the reaction, three readings are mandatory. One can differentiate between crescendo, plateau and decrescendo reactions.

Crescendo and plateau reactions often imply allergic reactions, decrescendo indicate irritative reactions and delayed reactions (after 10 – 14 days) suggest sensitization.

Generally, reactions appearing for the first time at 72 hours or later, and are rated “1” to “3”, can be interpreted as “allergic”. Usually, several products are tested simultaneously in each study. If several reactions occur simultaneously in one subject (> 5 test products), false-positive reactions can normally be assumed. Possible false-positive reactions include so-called cross-reactions (to chemically similar test substances) and the so-called “Angry back” / “Excited Skin Syndrome” (to chemically unrelated substances). Normally, in a case that false-positive and / or allergic reactions appear, the affected subjects are excluded from the study. False-negative reactions may occur, for example, due to insufficient occlusion, too low-test concentration, non-suitable vehicle, or reduced immunoreactivity as a result of intake / administration of immunosuppressive / topical medication.

Isolated, mild and transient reactions in the epicutaneous test are possible. Occurrence of such reactions in less than 10% of the subjects does not imply an enhanced irritative potential of the product. These reactions may rise due to the intensified conditions of the test compared with the intended use. Products in which 10% or more of the subjects show a product-related irritative skin reaction do not pass the test. In such a case, the products do not receive a certificate and cannot be advertised as “dermatologically tested”.

7 Results

Evaluations of the test and control area

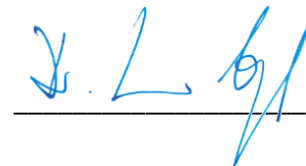
Subject No.	Test area			Control area		
	24 h	48 h	72 h	24 h	48 h	72 h
1	0	0	0	0	0	0
2	0	0	0	0	0	0
3	0	0	0	0	0	0
4	0	0	0	0	0	0
5	0	0	0	0	0	0
6	0	0	0	0	0	0
7	0	0	0	0	0	0
8	0	0	0	0	0	0
9	0	0	0	0	0	0
10	0	0	0	0	0	0
11	0	0	0	0	0	0
12	0	0	0	0	0	0
13	0	0	0	0	0	0
14	0	0	0	0	0	0
15	0	0	0	0	0	0
16	0	0	0	0	0	0
17	0	0	0	0	0	0
18	0	0	0	0	0	0
19	0	0	0	0	0	0
20	0	0	0	0	0	0
21	0	0	0	0	0	0
22	0	0	0	0	0	0
23	0	0	0	0	0	0
24	0	0	0	0	0	0
25	0	0	0	0	0	0
26	0	0	0	0	0	0
27	0	0	0	0	0	0
28	0	0	0	0	0	0
29	0	0	0	0	0	0
30	0	0	0	0	0	0

8 Assessment of the study results


None of the 30 subjects showed skin alterations in the test area after 24 h, 48 h and 72 h following application of the epicutaneous test according to the recommendations of Colipa, the DDG, the DGAKI and ISO 10993-23:2021 (section 8 and Annex E). The product was tolerated very well.

Hence, it can be concluded that, from a dermatological point of view, the tested product does not exhibit a high irritative potential and that the product, if used as intended, will not lead to undesirable skin reactions.


Dr. med. Werner Voss
*Medical Specialist in Dermatology,
Venereology, Allergology,
Phlebology and Environmental Medicine*



Dr. rer. nat. Katja Adames



Dr. rer. nat. Imke Göllner



9 Addendum

9.1 Quality control, quality assurance and data protection

The quality of the study execution and of the data recording was ensured by ISO 9001 and controlled in regular intervals internally as well as externally by monitoring of TÜV Rheinland.

The provisions of the applicable data privacy legislature were respected. All data of the subjects were handled confidentially and were disclosed to the sponsors only in a pseudonymised or anonymized version. All data had been processed in compliance with the provisions of Regulation (EU) 2016/679 of the European Parliament and of the Council of 27th of April, 2016 on the protection of individuals with regard to the processing of personal data and on the free movement of such data (DSGVO), as well as national data protection legislation, and stored in accordance with the statutory retention periods.

9.2 Literature

- de Groot, A.C. (2008). Test Concentrations & Vehicles for 2800 Allergens – Patch Testing (3rd Edition). Acdegroot publishing. ISBN 978-90-813233-1-4
- AWMF-S3-Leitlinie (2019). Durchführung des Epikutantests mit Kontaktallergenen und Arzneimitteln
- Schnuch, A. et al. (2008) für die Deutsche Kontaktallergie-Gruppe. Durchführung des Epikutantests mit Kontaktallergenen. JDDG (Band 6).
- Ale, S. I. & Maibach H. I. (2002). Scientific Basis of Patch Testing. Dermatol. Beruf Umwelt / Occup. Environ. Dermatol. 50, Nr. 2, 43-50
- Ale, S. I. & Maibach H. I. (2002). Scientific Basis of Patch Testing Part II. Dermatol. Beruf Umwelt / Occup. Environ. Dermatol. 50, Nr. 3, 91-96
- Ale, S. I. & Maibach H. I. (2002). Scientific Basis of Patch Testing Part III. Dermatol. Beruf Umwelt / Occup. Environ. Dermatol. 50, Nr. 4, 131-133
- U.S. Department of Health and Human Services Food and Drug Administration (2022) (<https://www.fda.gov/cosmetics/cosmetics-science-research/product-testing-cosmetics>)
- Biologische Beurteilung von Medizinprodukten – Teil 23: Prüfungen auf Irritation; Deutsche Fassung EN ISO 10993-23:2021
- Frosch, P. J. et al. (2007). Patch Testing with the Patients' Own Products. Dictionary of Contact Allergens, pp 255–280
- Cosmetic Ingredients Review (CIR, <https://www.cir-safety.org/>)
- Dickel, H. et al. (2010). Standardized Tape Stripping: A Practical and Reproducible Protocol to Uniformly Reduce the Stratum Corneum. Skin Pharmacol Physiol
- Europäischen Kosmetikverordnung VO (EG) Nr. 1223/2009
- Wasch- und Reinigungsmittelgesetztes (WMRG) mit Verweis auf die Europäischen Detergenzienverordnung VO (EG) Nr. 648/2004
- Lebensmittel- und Futtermittelgesetzbuches (LFGB)
- Verordnung (EU) 2017/745 über Medizinprodukte
- Nahrungsergänzungsmittelverordnung (NemV) (mit Umsetzung der Vorgaben der Europäischen Richtlinie 2002/46/EG)
- Europäischen Biozidverordnung VO(EU) Nr. 528/2012
- Goncalo, M. et al. (2013). Photopatch testing: recommendations for a European photopatch test baseline series. COD
- AWMF (2007). Empfehlungen zur Durchführung des Photopatch-Tests und weiterer Testverfahren zur Identifizierung von Photosensibilisatoren

Sponsor

Flying Baby Sdn Bhd
C-5-18, Centum @ Oasis Corporate Park, No 2, Jalan PJU
1A/2, Ara Damansara, 47301 Petaling Jaya, Selangor
Malaysia

Münster, 24.09.2024

Certificate

Dermatest GmbH confirms hereby that the Product

Top sheet (Milk Baby Diapers for Sensitive Skin)

was evaluated for skin tolerability by means of epicutaneous testing on 30 subjects with sensitive skin under the control of dermatological specialists and according to international guidelines.

Study number ST-ET-2024-00064

No relevant skin reactions were detected in the test area following a single product application.

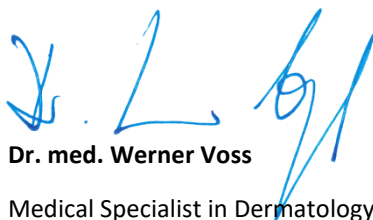
Therefore, from a clinical-dermatological point of view, the product was tolerated

„excellently“

and can be declared as **„dermatologically tested“**.

Based on the study design and the confirmed skin tolerability, the Dermatest® guaranty seal can be assigned for use for the test product.

The seal contains the month and year (09/24) of the testing



Dr. med. Werner Voss

Medical Specialist in Dermatology,
Venereology, Allergology, Phlebology
and Environmental Medicine



Dermatest® GmbH • [dermatest.com](https://www.dermatest.com)
Nevinghoff 30 • 48147 Münster